



(I)(a) Statement showing Shareholding Pattern**Name of the Company : TGB BANQUETS AND HOTELS LIMITED****Script Code, Name of the scrip, class of security : TGBHOTELS; 532845****As on Date : 30-Sep-2014**

Partly paid-up shares	No. of partly paid-up shares	As a % of total no. of partly paid-up Shares	As a % of total no. of shares of the company
Held by promoter/promoter group	0	0	0
Held by public	0	0	0
Total	0	0	0
Outstanding convertible securities	No. of outstanding securities	As a % of total no. of outstanding convertible securities	As a % of total no. of shares of the company, assuming full conversion of the conversion of
Held by promoter/promoter group	0	0	0
Held by public	0	0	0
Total	0	0	0
Warrants	No. of warrants	As a % of total no. of warrants	As a % of total no. of shares of the company, assuming full conversion of Warrants
Held by promoter/promoter group	0	0	0
Held by public	0	0	0
Total	0	0	0
Total paid-up capital of the company, assuming full conversion of warrants and convertible securities	29286400		



(I)(a) Statement showing Shareholding Pattern

Sr. no. (I)	Category of shareholder (II)	Number of shareholders (III)	Total number of shares (IV)	Number of shares held in dematerialized form (V)	Total shareholding as a percentage of total number of shares		Shares Pledged or otherwise encumbered	
					As a percentage of (A+B) ¹	As a percentage of (A+B+C)	Number of shares (VIII)	As a percentage (IX) = (VIII) / (IV) * 100
					(VI)	(VII)		
(A)	Promoter and Promoter Group²							
	-1 Indian							
(a)	Individuals/Hindu Undivided Family	7	7857480	7857480	26.83	26.83	2935000	37.35
(b)	Central Government/State Government(s)	0	0	0	0	0	0	0
(c)	Bodies Corporate	1	423000	423000	1.44	1.44	423000	100
(d)	Financial Institutions/Banks	0	0	0	0	0	0	0
(e)	Any Other (Total)	10	2883265	2883265	9.85	9.85	513250	17.8
(el)	Director's relatives	10	2883265	2883265	9.85	9.85	513250	17.8
	Sub-Total (A)(1)	18	11163745	11163745	38.12	38.12	3871250	34.68
	-2 Foreign							
(a)	Individuals (Non-Resident Individuals/Foreign Individuals)	0	0	0	0	0	0	0
(b)	Bodies Corporate	0	0	0	0	0	0	0
(c)	Institutions	0	0	0	0	0	0	0
(d)	Qualified Foreign Investor	0	0	0	0	0	0	0
(e)	Any Other (Total)	0	0	0	0	0	0	0
	Sub-Total (A)(2)	0	0	0	0	0	0	0
	Total Shareholding of Promoter and Promoter Group (A)= (A)(1)+(A)(2)	18	11163745	11163745	38.12	38.12	3871250	34.68
(B)	Public shareholding³							
	-1 Institutions							
(a)	Mutual Funds/UTI	0	0	0	0	0	N.A.	N.A.
(b)	Financial Institutions/Banks	0	0	0	0	0	N.A.	N.A.
(c)	Central Government/State Government(s)	0	0	0	0	0	N.A.	N.A.
(d)	Venture Capital Funds	0	0	0	0	0	N.A.	N.A.
(e)	Insurance Companies	0	0	0	0	0	N.A.	N.A.
(f)	Foreign Institutional Investors	0	0	0	0	0	N.A.	N.A.
(g)	Foreign Venture Capital Investors	0	0	0	0	0	N.A.	N.A.
(h)	Qualified Foreign Investor	0	0	0	0	0	N.A.	N.A.
(i)	Any Other (Total)	0	0	0	0	0	N.A.	N.A.
	Sub-Total (B)(1)	0	0	0	0	0	N.A.	N.A.




-2 Non-institutions								
(a)	Bodies Corporate	143	9676298	9676298	33.04	33.04	N.A.	N.A.
	Individuals -							
(b)	(i) Individuals Shareholders Holding Nominal Share Capital Up To >Rs. 1 Lakh.	3485	1213908	1213903	4.14	4.14	N.A.	N.A.
	ii. Individual Shareholders Holding Nominal Share Capital In Excess Of Rs. 1 Lakh	35	5744060	5744060	19.61	19.61	N.A.	N.A.
(c)	Qualified Foreign Investor	0	0	0	0	0	N.A.	N.A.
(d)	Any Other (Total)	85	1488389	1488389	5.08	5.08	N.A.	N.A.
(d1)	Clearing Members	49	732780	732780	2.5	2.5	N.A.	N.A.
(d2)	Foreign Nationals - NRI Non repat	6	690300	690300	2.36	2.36	N.A.	N.A.
(d3)	Foreign Nationals -NRI Repat	28	65307	65307	0.22	0.22	N.A.	N.A.
(d4)	Trust	2	2	2	0	0	N.A.	N.A.
	Sub-Total (B)(2)	3748	18122655	18122650	61.88	61.88	N.A.	N.A.
	Total Public Shareholding (B)= (B)(1)+(B)(2)	3748	18122655	18122650	61.88	61.88	N.A.	N.A.
	TOTAL (A)+(B)	3766	29286400	29286395	100	100	3871250	13.22
(C)	Shares held by Custodians and against which Depository Receipts have been issued	0	0	0	0	0	N.A.	N.A.
C1	Promoter and Promoter Group	0	0	0	0	0	N.A.	N.A.
C2	Public	0	0	0	0	0	N.A.	N.A.
	GRAND TOTAL (A)+(B)+(C)	3766	29286400	29286395	100	100	3871250	13.22

¹For determining public shareholding for the purpose of Clause 40A.

²For definitions of "Promoter" and "Promoter Group", refer to Clause 40A.

³For definitions of "Public Shareholding", refer to Clause 40A.




(D)(b) Statement showing Shareholding of persons belonging to the category "Promoter and Promoter Group"

Sr. No.	Name of the shareholder	PAN of the Shareholder	Total Shares held		Shares pledged or otherwise encumbered			Details of warrants		Details of convertible securities		Total shares (including underlying shares assuming full conversion of warrants and convertible securities) as a % of diluted share capital
			Number	as a % of grand total (A) + (B) + (C)	Number	as a percentage	as a % of grand total (A) + (B) + (C) of sub-clause (I)(a)	Number of warrants held	As a % total number of warrants of the same class	Number of convertible securities held	As a % total number of convertible securities of the same class	
(I)	(II)	(III)	(IV)	(V)	(VI)	(VII) = (VI) / (IV) * 100	(VIII)	(IX)	(X)	(XI)	(XII)	(XIII)
	NARENDRA GURMUKHDAS SOMANI	AGSPS6052Q	5680830	19.4	2195000	38.64	7.49	0	0	0	0	19.4
	DEVANAND GURMUKHDAS SOMANI	AEXPS4820B	909800	3.11	140000	15.39	0.48	0	0	0	0	3.11
	HEMANT GURMUKHDAS SOMANI	AJUPS3764N	775350	2.65	600000	77.38	2.05	0	0	0	0	2.65
	SUNITABEN NARENDRABHAI SOMANI	AIQPS5317Q	519000	1.77	343000	66.09	1.17	0	0	0	0	1.77
	RAMESH K MOTIANI	ABAPM7120L	491500	1.68	0	0	0	0	0	0	0	1.68
	INDRAKUMAR KISHANCHAND MOTIANI	ABOPM4787H	486000	1.66	0	0	0	0	0	0	0	1.66



Handwritten signature


7	SURESH KISHANCHAND MOTIANI	ABAPM1797R	444000	1.52	0	0	0	0	0	0	0	0	0	0	0	0	0	0	1.52
8	GIRDHARI KISHANCHAND MOTIANI	ABAPM7119F	441500	1.51	0	0	0	0	0	0	0	0	0	0	0	0	0	0	1.51
9	RAJESH RAMESHBHAI MOTIANI	ABOPM4807E	406336	1.39	0	0	0	0	0	0	0	0	0	0	0	0	0	0	1.39
10	BHAGWATI CATERERS PRIVATE LIMITED		423000	1.44	423000	100	1.44	0	0	0	0	0	0	0	0	0	0	0	1.44
11	MUKESH RAMAESHBHAI MOTIANI	ABLPM8867B	253229	0.86	250	0.1	0	0	0	0	0	0	0	0	0	0	0	0	0.86
12	HARSHITABEN DEVANAND SOMANI	AFXPS4803H	166600	0.57	4000	2.4	0.01	0	0	0	0	0	0	0	0	0	0	0	0.57
13	NEETA HEMANT SOMANI	BBKPS5665R	166600	0.57	166000	99.64	0.57	0	0	0	0	0	0	0	0	0	0	0	0.57
	TOTAL		11163745	38.12	3871250	34.68	13.22	0	0	0	0	0	0	0	0	0	0	0	38.13



100

D(c) Statement showing Shareholding of persons belonging to the category "Public" and holding more than 1% of the total number of shares

Sr. No.	Name of the shareholder	PAN of the Shareholder	Number of shares	Shares as a percentage of total number of shares {i.e., Grand Total (A)+(B)+(C) indicated in Statement at para (D)(a) above}	Details of warrants		Details of convertible securities		Total shares (including underlying shares assuming full conversion of warrants and convertible securities) as a % of diluted
					Number of warrants held	As a % total number of warrants of the same class	Number of convertible securities held	% w.r.t total number of convertible securities of the same class	
1	RAJSHAH ENTERPRISE PRIVATE LIMITED	AACCR9569C	4272144	14.59	0	0	0	0	14.59
2	SANJAY C. AGARWAL		2500000	8.54	0	0	0	0	8.54
3	SHRIRAM CREDIT COMPANY LIMITED		1321921	4.51	0	0	0	0	4.51
4	KAMLESH SEVARAM PANJABI		687000	2.35	0	0	0	0	2.35
5	KIFS FINANCIAL SERVICES LTD		625000	2.13	0	0	0	0	2.13
6	PRITI EXIM PRIVATE LIMITED		549902	1.88	0	0	0	0	1.88
7	SURESH AMULAKHBHAI SHAH	ADRPS3146B	525000	1.79	0	0	0	0	1.79
8	BRILLIANT ADVISORY SERVICES PVT. LTD.		500252	1.71	0	0	0	0	1.71



Handwritten signature or initials.

9	AMIT HARIVADAN PARIKH	ACIPP6156A	344633	1.18	0	0	0	0	0	0	1.18
10	AMIBEN JIGNESHKUMAR SHAH		390000	1.33	0	0	0	0	0	0	1.33
11	GIRABEN ATULBHAI SHAH		407500	1.39	0	0	0	0	0	0	1.39
12	KUSUMBEN HIRALAL SHAH		390000	1.33	0	0	0	0	0	0	1.33
13	SWATIBEN ANILBHAI SHAH		390000	1.33	0	0	0	0	0	0	1.33
14	KASHIBA FINANCE PRIVATE LIMITED		317594	1.08	0	0	0	0	0	0	1.08
15	JAINAM SHARE CONSULTANTS PRIVATE LIMITED	AABCJ3918N	301034	1.03	0	0	0	0	0	0	1.03
	TOTAL		13521980	46.17	0	0	0	0	0	0	46.17



pd

D(c) Statement showing Shareholding of persons belonging to the category "Public" and holding more than 5% of the total number of

Sr. No.	Name of the shareholder	PAN of the Shareholder	Number of shares	Shares as a percentage of total number of shares {i.e., Grand Total (A)+(B)+(C) indicated in Statement at para (1)(a) above}	Details of warrants		Details of convertible securities		Total shares (including underlying shares assuming full conversion of warrants and convertible securities) as a % of
					Number of warrants held	As a % total number of warrants of the same class	Number of convertible securities held	% w.r.t total number of convertible securities of the same class	
1	RAJSHAH ENTERPRISE PRIVATE LIMITED	AACCR9569C	4272144	14.59	0	0	0	0	14.59
2	SANJAY C AGARWAL		2500000	8.54	0	0	0	0	8.54
	TOTAL		6772144	23.12	0	0	0	0	23.13

10/11



(D)(d) Statement showing details of locked-in shares

Sr. No.	Name of the shareholder	PAN of the Shareholder	Number of locked-in shares	Locked-in shares as a percentage of total number of shares {i.e., Grand Total (A)+(B)+(C) indicated in Statement at para (D)(a) above}
1	Nil		0	0
	TOTAL		0	0

(D)(a) Statement showing details of Depository Receipts (DRs)

Sr. No.	Name of the DR Holder	Type of outstanding DR (ADRs, GDRs, SDRs, etc.)	Number of shares underlying outstanding DRs	Shares underlying outstanding DRs as a percentage of total number of shares {i.e., Grand Total (A)+(B)+(C) indicated in Statement at para (D)(a) above}
	TOTAL		0	0

(D)(b) Statement showing holding of Depository Receipts (DRs), where underlying shares held by 'promoter/promoter group' are in excess of 1% of the total number of shares

Sr. No.	Name of the DR Holder	Type of outstanding DR (ADRs, GDRs, SDRs, etc.)	Number of shares underlying outstanding DRs	Shares underlying outstanding DRs as a percentage of total number of shares {i.e., Grand Total (A)+(B)+(C) indicated in Statement at para (D)(a) above}
	TOTAL		0	0



Handwritten signature or initials.