

**Shareholding Pattern under Regulation 31 of SEBI (Listing Obligations and Disclosure Requirements) Regulations, 2015**

1. Name of Listed Entity: TGB Banquets and Hotels Limited
2. Scrip Code/Name of Scrip/Class of Security: 532845
3. Share Holding Pattern Filed under: Reg. 31(1)(a)/Reg. 31(1)(b)/Reg.31(1)(c)
  - a. If under 31(1)(b) then indicate the report for Quarter ending 31st December, 2015
  - b. If under 31(1)(c) then indicate date of allotment/extinguishment
4. Declaration: The Listed entity is required to submit the following declaration to the extent of submission of information:-

Particulars	Yes*	No*
1. Whether the Listed Entity has issued any partly paid up shares?		No
2. Whether the Listed Entity has issued any Convertible Securities or Warrants?		No
3. Whether the Listed Entity has any shares against which depository receipts are issued?		No
4. Whether the Listed Entity has any shares in locked-in?		No
5. Whether any shares held by promoters are pledge or otherwise encumbered?	Yes	

\* If the Listed Entity selects the option 'No' for the questions above, the columns for the partly paid up shares, Outstanding Convertible Securities/Warrants, depository receipts, locked-in shares, No of shares pledged or otherwise encumbered by promoters, as applicable, shall not be displayed at the time of dissemination on the Stock Exchange website. Also wherever there is 'No' declared by Listed Entity in above table the values will be considered as 'Zero' by default on submission of the format of holding of specified securities.





Table I - Summary Statement holding of specified securities

Category	Category of shareholder	Number of shareholders	No. of fully paid up equity shares held	No. of Partly paid-up equity shares held	No. of shares underlying Depository Receipts	Total nos. shares held	Shareholding as a % of total no. of shares (calculated as per SCRR, 1957)	Number of Voting Rights held in each class of securities			No. of Shares Underlying Outstanding convertible securities (including Warrants)	Shareholding, as a % assuming full conversion of convertible securities (as a percentage of diluted share)	Number of Locked in shares		Number of Shares pledged or otherwise encumbered		Number of equity shares held in dematerialised form	
								No of Voting Rights		Total as a % of (A+B+C)			No. (a)	As a % of total Shares held (b)	No. (a)	As a % of total Shares held (b)		
								Classes eg: X	Classes eg: Y									Total
(I)	(II)	(III)	(IV)	(V)	(VI)	(VII) = (IV)+(V)+(VI)	(VIII) As a % of (A+B+C2)	(IX)			(X)	(XI) = (VII)+(X) As a % of	(XII)		(XIII)	(XIV)		
(A)	Promoter & Promoter Group	17	11494707	0	0	11494707	39.2493	0	0	0	0.0000	0	0.0000	0	0.0000	5916221	51.4690	11494707
(B)	Public	4140	17791693	0	0	17791693	60.7507	0	0	0	0.0000	0	0.0000	0	0.0000	1825756	10.2618	17791688
(C)	Non Promoter - Non Public				0			0	0	0	0.0000	0	0.0000	0	0.0000	0	0.0000	
(C1)	Shares Underlying DRs	0	0	0	0	0	0.0000	0	0	0	0.0000	0	0.0000	0	0.0000	0	0.0000	0
(C2)	Shares Held By Employee Trust	0	0	0	0	0	0.0000	0	0	0	0.0000	0	0.0000	0	0.0000	0	0.0000	0
	<b>Total</b>	<b>4157</b>	<b>29286400</b>	<b>0</b>	<b>0</b>	<b>29286400</b>	<b>100.0000</b>	<b>0</b>	<b>0</b>	<b>0</b>	<b>0.0000</b>	<b>0</b>	<b>0.0000</b>	<b>0</b>	<b>0.0000</b>	<b>7741977</b>	<b>26.4354</b>	<b>29286395</b>



Table II (I)(a)- Statement showing shareholding pattern of the Promoter and Promoter Group

Category	Category & Name of shareholders	PAN	Nos. of shareholders	No. of fully paid up equity shares held	No. of Partly paid up equity shares held	No. of shares underlying Depository Receipts	Total nos. shares held	Shareholding as a % of total no. of shares (calculated as per SCRR, 1957)	Number of Voting Rights held in each class of securities			No. of Shares Underlying Outstanding convertible securities (including Warrants)	Shareholding, as a % assuming full conversion of convertible securities (as a percentage of diluted share capital)	Number of Locked In shares		Number of Shares pledged or otherwise encumbered		Number of equity shares held in dematerialised form	
									No of Voting Rights		Total as a % of (A+B+C)			No. (a)	As a % of total Shares held(b)	No. (a)	As a % of total Shares held(b)		
									Class eg: X	Class eg: y									Total
	(I)	(II)	(III)	(IV)	(V)	(VI)	(VII) = (IV)+(V)+(VI)	(VIII) As a % of (A+B+C2)	(IX)			(X)	(XI) = (VII)+(X) As a % of	(XII)		(XIII)		(XIV)	
1	Indian																		
(a)	Individuals / Hindu Undivided Family		16	11071707	0	0	11071707	37.8049	0	0	0	0.0000	0	0.0000	0	0.0000	5493221	49.6149	11071707
	Narendra Gormukhdas Somani	AGSPS6052Q	2	6206815	0	0	6206815	21.1935	0	0	0	0.0000	0	0.0000	0	0.0000	3259204	52.5101	6206815
	Devanand Gurmukhdas Somani	AEXPS4820B	2	1083400	0	0	1083400	3.6993	0	0	0	0.0000	0	0.0000	0	0.0000	846400	78.1244	1083400
	Hemant Gurmukhdas Somani	AJUPS3764N	2	775350	0	0	775350	2.6475	0	0	0	0.0000	0	0.0000	0	0.0000	710000	91.5715	775350
	Sunitaben Narendrabhai Somani	AIQPS5317Q	2	519000	0	0	519000	1.7722	0	0	0	0.0000	0	0.0000	0	0.0000	510767	98.4137	519000
	Rameshchandra Kishanchand Motiyani	ABAPM7120L	1	491500	0	0	491500	1.6783	0	0	0	0.0000	0	0.0000	0	0.0000	0	0.0000	491500



Indrakumar Kishanchand Motiani	ABOPM4787H	1	486000	0	0	486000	1.6595	0	0	0	0.0000	0	0.0000	0	0.0000	0	0.0000	486000
Suresh Kishanchand Motiani	ABAPM1797R	1	444000	0	0	444000	1.5161	0	0	0	0.0000	0	0.0000	0	0.0000	0	0.0000	444000
Girdhari Kishanchand Motiani	ABAPM7119F	1	441500	0	0	441500	1.5075	0	0	0	0.0000	0	0.0000	0	0.0000	0	0.0000	441500
Harshitaben Devanand Somani	AFXPS4803H	1	166600	0	0	166600	0.5689	0	0	0	0.0000	0	0.0000	0	0.0000	0	0.0000	166600
Neeta Hemant Somani	BBKPSS665R	1	166600	0	0	166600	0.5689	0	0	0	0.0000	0	0.0000	0	0.0000	166600	100.0000	166600
Mukesh Rameshbhai Motiani	ABLPM8867B	1	153201	0	0	153201	0.5231	0	0	0	0.0000	0	0.0000	0	0.0000	250	0.1632	153201
Rajesh Rameshbhai Motiani	ABOPM4807E	1	137741	0	0	137741	0.4703	0	0	0	0.0000	0	0.0000	0	0.0000	0	0.0000	137741
Central Government / State Government(s)		0	0	0	0	0	0.0000	0	0	0	0.0000	0	0.0000	0	0.0000	0	0.0000	0
Financial Institutions / Banks		0	0	0	0	0	0.0000	0	0	0	0.0000	0	0.0000	0	0.0000	0	0.0000	0
(d) Any Other (Specify)		1	423000	0	0	423000	1.4444	0	0	0	0.0000	0	0.0000	0	0.0000	423000	100.0000	423000
Bodies Corporate		1	423000	0	0	423000	1.4444	0	0	0	0.0000	0	0.0000	0	0.0000	423000	100.0000	423000
Bhagwati Caterers Private Limited	AAACB7838E	1	423000	0	0	423000	1.4444	0	0	0	0.0000	0	0.0000	0	0.0000	423000	100.0000	423000
Sub Total (A)(1)		17	11494707	0	0	11494707	39.2493	0	0	0	0.0000	0	0.0000	0	0.0000	5916221	51.4691	11494707
2 Foreign																		
Individuals (Non-Resident Individuals / Foreign Individuals)		0	0	0	0	0	0.0000	0	0	0	0.0000	0	0.0000	0	0.0000	0	0.0000	0
(b) Government		0	0	0	0	0	0.0000	0	0	0	0.0000	0	0.0000	0	0.0000	0	0.0000	0
(c) Institutions		0	0	0	0	0	0.0000	0	0	0	0.0000	0	0.0000	0	0.0000	0	0.0000	0
Foreign Portfolio																		
(d) Investor		0	0	0	0	0	0.0000	0	0	0	0.0000	0	0.0000	0	0.0000	0	0.0000	0
(e) Any Other (Specify)		0	0	0	0	0	0.0000	0	0	0	0.0000	0	0.0000	0	0.0000	0	0.0000	0
Sub Total (A)(2)		0	0	0	0	0	0.0000	0	0	0	0.0000	0	0.0000	0	0.0000	0	0.0000	0
Total Shareholding Of Promoter And Promoter Group (A)= (A)(1)+(A)(2)		17	11494707	0	0	11494707	39.2493	0	0	0	0.0000	0	0.0000	0	0.0000	5916221	51.4691	11494707


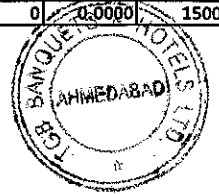



Table III - Statement showing shareholding pattern of the Public shareholder


Category	Category & Name of shareholders	PAN	Nos. of shareholders	No. of fully paid up equity shares held	No. of Partly paid up equity shares held	No. of shares underlying Depository Receipts	Total nos. shares held	Shareholding as a % of total no. of shares (calculated as per SCRR, 1957)	Number of Voting Rights held in each class of securities			No. of Shares Underlying Outstanding convertible securities (including Warrants)	Shareholding, as a % assuming full conversion of convertible securities (as a percentage of diluted share)	Number of Locked in shares		Number of Shares pledged or otherwise encumbered		Number of equity shares held in dematerialised form	
									No of Voting Rights					Total as a % of (A+B+C)	No. (a)	As a % of total Shares held(b)	No. (a)		As a % of total Shares held(b)
									Class eg: X	Class eg: Y	Total								
(i)	(ii)	(iii)	(iv)	(v)	(vi)	(vii) = (iv)+(v)+(vi)	(viii) As a % of (A+B+C2)	(ix)			(x)	(xi) = (vii)+(x) As a % of	(xii)		(xiii)		(xiv)		
1	Institutions																		
(a)	Mutual Fund		0	0	0	0	0	0.0000	0	0	0	0.0000	0	0.0000	0	0.0000	0	0.0000	0
(b)	Venture Capital Funds		0	0	0	0	0	0.0000	0	0	0	0.0000	0	0.0000	0	0.0000	0	0.0000	0
(c)	Alternate Investment Funds		0	0	0	0	0	0.0000	0	0	0	0.0000	0	0.0000	0	0.0000	0	0.0000	0
(d)	Foreign Venture Capital Investors		0	0	0	0	0	0.0000	0	0	0	0.0000	0	0.0000	0	0.0000	0	0.0000	0
(e)	Foreign Portfolio Investor		1	15000	0	0	15000	0.0512	0	0	0	0.0000	0	0.0000	0	0.0000	0	0.0000	15000
(f)	Financial Institutions / Banks		0	0	0	0	0	0.0000	0	0	0	0.0000	0	0.0000	0	0.0000	0	0.0000	0
(g)	Insurance Companies		0	0	0	0	0	0.0000	0	0	0	0.0000	0	0.0000	0	0.0000	0	0.0000	0
(h)	Provident Funds/ Pension Funds		0	0	0	0	0	0.0000	0	0	0	0.0000	0	0.0000	0	0.0000	0	0.0000	0
(i)	Any Other (Specify)		0	0	0	0	0	0.0000	0	0	0	0.0000	0	0.0000	0	0.0000	0	0.0000	0
	Sub Total (B)(1)		1	15000	0	0	15000	0.0512	0	0	0	0.0000	0	0.0000	0	0.0000	0	0.0000	15000



2	Central Government/ State Government(s)/ President of India																		
	Sub Total (B)(2)		0	0	0	0	0	0.0000	0	0	0	0.0000	0	0.0000	0	0.0000	0	0.0000	0
3	Non-Institutions																		
(a)	Individuals		0	0	0	0	0.0000	0	0	0	0.0000	0	0.0000	0	0.0000	0	0.0000	0	0.0000
	i. Individual shareholders holding nominal share capital up to Rs. 2 lakhs.		3632	1848326	0	0	1848326	6.3112	0	0	0	0.0000	0	0.0000	0	0.0000	40845	2.2098	1848321
	ii. Individual shareholders holding nominal share capital in excess of Rs. 2 lakhs.		33	4918100	0	0	4918100	16.7931	0	0	0	0.0000	0	0.0000	0	0.0000	125000	2.5416	4918100
	Sanjay C. Agrawal	AAVPA3448B		2500000	0	0	2500000	8.5364	0	0	0	0.0000	0	0.0000	0	0.0000	0	0.0000	2500000
	Shaifesh Balvantrai Desai	AADFA9189K		371769	0	0	371769	1.2694	0	0	0	0.0000	0	0.0000	0	0.0000	0	0.0000	371769
(b)	NBFCs registered with RBI		0	0	0	0	0	0.0000	0	0	0	0.0000	0	0.0000	0	0.0000	0	0.0000	0
(c)	Employee Trusts		0	0	0	0	0	0.0000	0	0	0	0.0000	0	0.0000	0	0.0000	0	0.0000	0
(d)	Overseas Depositories (holding DRs) (balancing figure)		0	0	0	0	0	0.0000	0	0	0	0.0000	0	0.0000	0	0.0000	0	0.0000	0
(e)	Any Other (Specify)		474	11010267	0	0	11010267	37.5952	0	0	0	0.0000	0	0.0000	0	0.0000	1659911	15.0760	11010267
	Foreign Nationals		1	300	0	0	300	0.0010	0	0	0	0.0000	0	0.0000	0	0.0000	0	0.0000	300
	Hindu Undivided Family		144	247275	0	0	247275	0.8443	0	0	0	0.0000	0	0.0000	0	0.0000	25000	10.1102	247275
	Non Resident Indians (Non Repat)		4	504668	0	0	504668	1.7232	0	0	0	0.0000	0	0.0000	0	0.0000	0	0.0000	504668
	Kamlesh Sevaram Panjabi	ABEPP8431D		500000	0	0	500000	1.7073	0	0	0	0.0000	0	0.0000	0	0.0000	0	0.0000	500000
	Non Resident Indians (Repat)		26	23067	0	0	23067	0.0788	0	0	0	0.0000	0	0.0000	0	0.0000	0	0.0000	23067
	Clearing Member		107	1606034	0	0	1606034	5.4839	0	0	0	0.0000	0	0.0000	0	0.0000	16360	1.0187	1606034



Anand Rathi Share & Stock Brokers Limited	AAACN3405F		294208	0	0	294208	1.0046	0	0	0	0.0000	0	0.0000	0	0.0000	0	0.0000	294208
<b>Bodies Corporate</b>		<b>192</b>	<b>8628923</b>	<b>0</b>	<b>0</b>	<b>8628923</b>	<b>29.4639</b>	<b>0</b>	<b>0</b>	<b>0</b>	<b>0.0000</b>	<b>0</b>	<b>0.0000</b>	<b>0</b>	<b>0.0000</b>	<b>1618551</b>	<b>18.7573</b>	<b>8628923</b>
Shriram Credit Company Limited	AAGCS4497N		2000000	0	0	2000000	6.8291	0	0	0	0.0000	0	0.0000	0	0.0000	0	0.0000	2000000
Rajshah Enterprise Private Limited	AACCR9569C		1250000	0	0	1250000	4.2682	0	0	0	0.0000	0	0.0000	0	0.0000	1250000	100.0000	1250000
Rajshah Enterprise Private Limited	AACCR9569C		976486	0	0	976486	3.3343	0	0	0	0.0000	0	0.0000	0	0.0000	0	0.0000	976486
Rajshah Enterprise Private Limited	AACCR9569C		548158	0	0	548158	1.8717	0	0	0	0.0000	0	0.0000	0	0.0000	0	0.0000	548158
Kunvarji Fincorp Private Limited	AAACS7756C		480000	0	0	480000	1.6390	0	0	0	0.0000	0	0.0000	0	0.0000	0	0.0000	480000
Anand Rathi Global Finance Limited	AABCR1136N		469500	0	0	469500	1.6031	0	0	0	0.0000	0	0.0000	0	0.0000	0	0.0000	469500
Anand Rathi Global Finance Limited	AABCR1136N		436331	0	0	436331	1.4899	0	0	0	0.0000	0	0.0000	0	0.0000	0	0.0000	436331
Kashiba Finance Private Limited	AABCK1845R		317594	0	0	317594	1.0844	0	0	0	0.0000	0	0.0000	0	0.0000	317111	99.8479	317594
<b>Sub Total (B)(3)</b>		<b>4139</b>	<b>17776693</b>	<b>0</b>	<b>0</b>	<b>17776693</b>	<b>60.6995</b>	<b>0</b>	<b>0</b>	<b>0</b>	<b>0.0000</b>	<b>0</b>	<b>0.0000</b>	<b>0</b>	<b>0.0000</b>	<b>1825756</b>	<b>10.2705</b>	<b>17776688</b>
<b>Total Public Shareholding (B)= (B)(1)+(B)(2)+(B)(3)</b>		<b>4140</b>	<b>17791693</b>	<b>0</b>	<b>0</b>	<b>17791693</b>	<b>60.7507</b>	<b>0</b>	<b>0</b>	<b>0</b>	<b>0.0000</b>	<b>0</b>	<b>0.0000</b>	<b>0</b>	<b>0.0000</b>	<b>1825756</b>	<b>10.2618</b>	<b>17791688</b>



**Table IV - Statement showing shareholding pattern of the Non Promoter- Non Public shareholder**

Category	Category & Name of shareholders	PAN	Nos. of share holders	No. of fully paid up equity shares held	No. of Partly paid-up equity shares held	No. of shares underlying Depository Receipts	Total nos. shares held	Shareholding as a % of total no. of shares (calculated as per SCRR, 1957)	Number of Voting Rights held in each class of securities			No. of Shares Underlying Outstanding convertible securities (including Warrants)	Shareholding, as a % assuming full conversion of convertible securities ( as a percentage of diluted share capital)	Number of Locked in shares		Number of Shares pledged or otherwise		Number of equity shares held in dematerialised form	
									No of Voting Rights					Total as a % of (A+B+C)	No. (a)	As a % of total Shares held(b)	No. (a)		As a % of total Shares held(b)
									Class eg: X	Class eg: y	Total								
	(I)	(II)	(III)	(IV)	(V)	(VI)	(VII) = (IV)+(V)+(VI)	(VIII) As a % of (A+B+C2)	(IX)			(X)	(XI) = (VII)+(X) As a % of (A+B+C2)	(XII)		(XIII)		(XIV)	
1	Custodian/DR Holder		0	0	0	0	0	0.0000	0	0	0	0.0000	0	0.0000	0	0.0000	0	0.0000	0
2	Employee Benefit Trust (under SEBI (Share based Employee Benefit) Regulations, 2014)		0	0	0	0	0	0.0000	0	0	0	0.0000	0	0.0000	0	0.0000	0	0.0000	0
	<b>Total Non-Promoter- Non Public Shareholding (C)= (C1)+(C2)</b>		<b>0</b>	<b>0</b>	<b>0</b>	<b>0</b>	<b>0</b>	<b>0.0000</b>	<b>0</b>	<b>0</b>	<b>0</b>	<b>0.0000</b>	<b>0</b>	<b>0.0000</b>	<b>0</b>	<b>0.0000</b>	<b>0</b>	<b>0.0000</b>	<b>0</b>

