


Introductory sub-table (I)(a)

Name of the Company: TGB Banquets and Hotels Limited

Scrip Code, Name of the scrip, class of security: BSE: 532845 NSE: TGBHOTELS Class: Equity


Quarter ended: 30.06.2013

Partly paid-up shares:-	No. of partly paid-up shares	As a % of total no. of partly paid-up shares	As a % of total no. of shares of the company
Held by promoter/promoter group	0	0	0
Held by public	0	0	0
Total	0	0	0
Outstanding convertible securities:-	No. of outstanding securities	As a % of total no. of outstanding convertible securities	As a % of total no. of shares of the company, assuming full conversion of the convertible securities
Held by promoter/promoter group	0	0	0
Held by public	0	0	0
Total	0	0	0
Warrants:-	No. of warrants	As a % of total no. of warrants	As a % of total no. of shares of the company, assuming full conversion of warrants
Held by promoter/promoter group	0	0	0
Held by public	0	0	0
Total	0	0	0
Total paid-up capital of the company, assuming full conversion of warrants and convertible securities (in Rs.)	292864000		



Statement Showing Shareholding Pattern as on 30.06.2013

Category code	Category of Shareholder	Number of Shareholders	Table (I)(a)		Total shareholding as a percentage of total number of shares		Shares Pledged or otherwise encumbered		
			Total number of shares	Number of shares held in dematerialized form	As a percentage of (A+B) ¹	As a percentage of (A+B+C)	Number of shares	As a percentage	
									(IV)
(A)	Shareholding of Promoter and Promoter Group ²								
1	Indian								
(a)	Individuals/Hindu Undivided Family	8	10613099	10613099	36.24	36.24	3495000	32.93	
(b)	Central Government/ State Government(s)	0	0	0	0.00	0.00	0	0.00	
(c)	Bodies Corporate	1	423000	423000	1.44	1.44	423000	100.00	
(d)	Financial Institutions/ Banks	0	0	0	0.00	0.00	0	0.00	
(e)	Any Others(Directors /Relatives)	9	2426623	2426623	8.29	8.29	490250	20.20	
(e-i)					0.00	0.00	0	0.00	
(e-ii)					0.00	0.00	0	0.00	
	Sub Total(A)(1)	18	13462722	13462722	45.97	45.97	4408250	32.74	
2	Foreign								
a	Individuals (Non-Residents Individuals/ Foreign Individuals)	0	0	0	0.00	0.00	0	0.00	
b	Bodies Corporate	0	0	0	0.00	0.00	0	0.00	
c	Institutions	0	0	0	0.00	0.00	0	0.00	
d	Qualified Foreign Investor	0	0	0	0.00	0.00	0	0.00	
e	Any Others(Specify)	0	0	0	0.00	0.00	0	0.00	
e-i		0	0	0	0.00	0.00	0	0.00	
e-ii									
	Sub Total(A)(2)	0	0	0	0.00	0.00	0	0.00	
	Total Shareholding of Promoter and Promoter Group (A)= (A)(1)+(A)(2)	18	13462722	13462722	45.97	45.97	4408250	32.74	
(B)	Public shareholding								
1	Institutions								
(a)	Mutual Funds/ UTI	0	0	0	0.00	0.00	0	0.00	
(b)	Financial Institutions / Banks	0	0	0	0.00	0.00	0	0.00	
(c)	Central Government/ State Government(s)	0	0	0	0.00	0.00	0	0.00	
(d)	Venture Capital Funds	0	0	0	0.00	0.00	0	0.00	
(e)	Insurance Companies	0	0	0	0.00	0.00	0	0.00	




[Handwritten Signature]

(f)	Foreign Institutional Investors	0	0	0	0.00	0.00	0	0.00
(g)	Foreign Venture Capital Investors	0	0	0	0.00	0.00	0	0.00
(h)	Qualified Foreign Investor	0	0	0	0.00	0.00	0	0.00
(i)	Any Other (specify)	0	0	0	0.00	0.00	0	0.00
(i-ii)		0	0	0	0.00	0.00	0	0.00
(i-ii)								
	Sub-Total (B)(1)	0	0	0	0.00	0.00	0	0.00
B 2	Non-institutions							
(a)	Bodies Corporate	165	9387868	9387868	32.06	32.06	3652398	38.91
(b)	Individuals							
I	Individuals -i. Individual shareholders holding nominal share capital up to Rs 1 lakh	3894	1308950	1308945	4.47	4.47	3800	0.29
II	ii. Individual shareholders holding nominal share capital in excess of Rs. 1 lakh.	31	3967062	3967062	13.55	13.55	631000	15.91
(c)	Qualified Foreign Investor	0	0	0	0.00	0.00	0	0.00
(d)	Any Other -Clearing Member	41	402041	402041	1.37	1.37	284320	70.72
(d-i)	Foreign National Non Resident Indian(Repat)	31	66108	66108	0.23	0.23	0	0.00
(d-ii)	Non Resident Indian (Non Repat)	7	691647	691647	2.36	2.36	0	0.00
(d-iii)	Trust	2	2	2	0.00	0.00	0	0.00
	Sub-Total (B)(2)	4171	15823678	15823673	54.03	54.03	4571518	28.89
(B)	Total Public Shareholding (B)= (B)(1)+(B)(2)	4171	15823678	15823673	54.03	54.03	4571518	28.89
	TOTAL (A)+(B)	4189	29286400	29286395	100.00	100.00	8979768	30.66
(C)	Shares held by Custodians and against which Depository Receipts have been issued							
1	Promoter and Promoter Group	0	0	0	0	0.00	0	0.00
2	Public	0	0	0	0	0.00	0	0
	Sub-Total (C)	0	0	0	0	0.00	0	0
	GRAND TOTAL (A)+(B)+(C)	4189	29286400	28296395	100.00	100.00	8979768	30.66



Handwritten signature

Diffrence in number of total number of share due to 5 share in in materilised form



[Handwritten signature]

(I)(b) Statement showing holding of securities (including shares, warrants, convertible securities) of persons belonging to the category "Promoter and Promoter Group"


Sr. No.	Name of the shareholder	Details of Shares held		Encumbered shares (*)			Details of warrants		Details of convertible securities		Total shares (including underlying shares assuming full)
		Number of shares held	As a % of grand total (A)+(B)+(C)	No.	As a percentage	As a % of grand total (A)+(B)+(C) of sub-clause (I)(a)	Number of warrants held	As a % total number of warrants of the same class	Number of convertible securities held	As a % total number of convertible securities of the same class	
(i)	(ii)	(iii)	(iv)	(v)	(vi)=(v)/(iii)*100	(vii)	(viii)	(ix)	(x)	(xi)	(xii)
1	NARENDRA GURMUKHDAS SOMANI AGSPS6052Q	7950949	27.15	2755000	34.65	9.41					27.15
2	DEVANAND GURMUKHDAS SOMANI AEXPS4820B	909800	3.11	140000	15.39	0.48					3.11
3	HEMANT GURMUKHDAS SOMANI AJUPS3764N	775350	2.65	600000	77.38	2.05					2.65
4	SUNITABEN NARENDRABHAI SOMANI AIQPS5317Q	519000	1.77	259000	49.90	0.88					1.77
5	RAMESH K MOTIANI ABAPM7120L	491500	1.68	0	0.00	0.00					1.68
6	INDRAKUMAR KISHANCHAND MOTIANI ABOPM4787H	485500	1.66	0	0.00	0.00					1.66
7	SURESH KISHANCHAND MOTIANI ABAPM1797R	444000	1.52	0	0.00	0.00					1.52
8	GIRDHARI KISHANCHAND MOTIANI ABAPM7119F	441500	1.51	0	0.00	0.00					1.51
9	RAJESH RAMESHBHAI MOTIANI AYOPM4807E	435694	1.49	0	0.00	0.00					1.49



[Handwritten Signature]

10	BHAGWATI CATERERS PRIVATE LIMITED	423000	1.44	423000	100.00	1.44					1.44
11	MUKESH RAMESHBHAI MOTIANI ABLPM8867B	253229	0.86	250	0.10	0.00					0.86
12	HARSHITABEN DEVANAND SOMANI AFXPS4803H	166600	0.57	154000	92.44	0.53					0.57
13	NEETA HEMANT SOMANI BBKPS5665R	166600	0.57	77000	46.22	0.26					0.57
TOTAL		13462722	45.97	4408250	32.74	15.05					45.97

(* The term "encumbrance" has the same meaning as assigned to it in regulation 28(3) of the SAST Regulations, 2011



A handwritten signature in black ink, appearing to be "J. K. Patel" or similar, written over the stamp.


(I)(c)(i) Statement showing holding of securities (including shares, warrants, convertible securities) of persons belonging to the category "Public" and holding more than 1% of the total number of shares

Sr. No.	Name of the shareholder	Number of shares held	Shares as a percentage of total number of shares (i.e., Grand Total (A)+(B)+(C) indicated in Statement at para (I)(a) above)	Details of warrants		Details of convertible securities		Total shares (including underlying shares assuming full conversion of warrants and convertible securities) as a % of diluted share capital
				Number of warrants held	As a % total number of warrants of the same class	Number of convertible securities held	% w.r.t total number of convertible securities of the same class	
1	RAJSHAH ENTERPRISE PRIVATE LIMITED AACCR9569C	2506647	8.56	0	0		0	
2	REAL MARKETING PRIVATE LIMITED AACCR4046C	1680031	5.74	0	0		0	
3	SHRIRAM CREDIT COMPANY LIMITED	1321921	4.51	0	0		0	
4	KAMLESH SEVARAM PANJABI	687000	2.35	0	0		0	
5	PRITI EXIM PRIVATE LTD	549902	1.88	0	0		0	
6	MAHESH KHEMCHAND ASWANI AASPA3357J	541840	1.85	0	0		0	
7	SURESH AMULAKHBHAI SHAH ADRPS3146B	525000	1.79	0	0		0	
8	BRILLIANT ADVISORY SERVICES PVT LTD	500252	1.71	0	0		0	
9	SIC STOCKS & SERVICES PRIVATE LIMITED	458198	1.56	0	0		0	
10	AMIT HARIVADAN PARIKH	441147	1.51	0	0		0	
11	AMIBEN JIGNESHKUMAR SHAH	390000	1.33	0	0		0	
12	GIRABEN ATULBHAI SHAH	390000	1.33	0	0		0	
13	KUSUMBEN HIRALAL SHAH	390000	1.33	0	0		0	
14	SWATIBEN ANILBHAI SHAH	390000	1.33	0	0		0	
15	MAMTA TRADINGS PRIVATE LTD	350500	1.20	0	0		0	
16	KASHIBA FINANCE PRIVATE LIMITED	317594	1.08	0	0		0	
TOTAL		11440032	39.06	0	0	0	0	0



[Handwritten signature]


(I)(c)(ii) Statement showing holding of securities (including shares, warrants, convertible securities) of persons (together with PAC) belonging to the category "Public" and holding more than 5% of the total number of shares of the company								
Sr. No.	Name(s) of the shareholder(s) and the Persons Acting in Concert (PAC) with them	Number of shares	Shares as a percentage of total number of shares (i.e., Grand Total (A)+(B)+(C) indicated in Statement at para (I)(a) above)	Details of warrants		Details of convertible securities		Total shares (including underlying shares assuming full conversion of warrants and convertible securities) as a % of diluted share capital
				Number of warrants	As a % total number of warrants of the same class	Number of convertible securities held	% w.r.t total number of convertible securities of the same class	
1	RAJSHAH ENTERPRISE PRIVATE LIMITED AACCR9569C	2506647	8.56		0		0	
2	REAL MARKETING PRIVATE LIMITED AACCR4046C	1680031	5.74		0		0	
TOTAL		4186678	14.30	0	0	0	0	0



[Handwritten Signature]

(I)(d) Statement showing details of locked-in shares


Sr. No.	Name of the shareholder	Number of locked-in shares	Locked-in shares as a percentage of total number of shares (i.e., Grand Total (A)+(B)+(C) Indicated in Statement at para (I)(a) above)
NIL			



[Handwritten signature]

(II)(a) Statement showing details of Depository Receipts (DRs)


Sr. No.	Type of outstanding DR (ADRs, GDRs, SDRs, etc.)	Number of outstanding DRs	Number of shares underlying outstanding DRs	Shares underlying outstanding DRs as a percentage of total number of shares (i.e., Grand Total (A)+(B)+(C) indicated in Statement at para (I)(a) above)
NIL				



A handwritten signature in black ink, appearing to be "S. J. Shah".

(II)(b) Statement showing holding of Depository Receipts (DRs), where underlying shares held by "promoter/promoter group" are in excess of 1% of the total number of shares

Sr. No.	Name of the DR Holder	Type of outstanding DR (ADRs, GDRs, SDRs, etc.)	Number of shares underlying outstanding DRs	Shares underlying outstanding DRs as a percentage of total number of shares (i.e., Grand Total (A)+(B)+(C) Indicated in Statement at para (I)(a) above)
NIL				



[Handwritten signature]