

Introductory sub-table (I)(a)

Name of the Company: TGB Banquets and Hotels Limited			
Scrip Code, Name of the scrip, class of security: BSE: 532845 NSE:TGBHOTELS			
CLASS:EQUITY			
Quarter ended: 30th September 2013			
<b>Partly paid-up shares:-</b>			
	No. of partly paid-up shares	As a % of total no. of partly paid-up shares	As a % of total no. of shares of the company
Held by promoter/promoter group	0	0	0
Held by public	0	0	0
<b>Total</b>	<b>0</b>	<b>0</b>	<b>0</b>
<b>Outstanding convertible securities:- securities</b>			
	No. of outstanding securities	As a % of total no. of outstanding convertible securities	As a % of total no. of shares of the company, assuming full conversion of the convertible securities
Held by promoter/promoter group	0	0	0
Held by public	0	0	0
<b>Total</b>	<b>0</b>	<b>0</b>	<b>0</b>
<b>Warrants:-</b>			
	No. of warrants	As a % of total no. of warrants	As a % of total no. of shares of the company, assuming full conversion of warrants
Held by promoter/promoter group	0	0	0
Held by public	0	0	0
<b>Total</b>	<b>0</b>	<b>0</b>	<b>0</b>
Total paid-up capital of the company, assuming full conversion of warrants and convertible securities (in shares )		29286400	


*Handwritten signature*



## Statement Showing Shareholding Pattern


Table (I)(a)								
Category code	Category of Shareholder	Number of Shareholders	Total number of shares	Number of shares held in dematerialized form	Total shareholding as a percentage of total number of shares		Shares Pledged or otherwise encumbered	
					As a percentage of (A+B) <sup>1</sup>	As a percentage of (A+B+C)	Number of shares	As a percentage
(I)	(II)	(III)	(IV)	(V)	(VI)	(VII)	(VIII)	(IX) = (VIII)/(IV) *100
(A)	<b>Shareholding of Promoter and Promoter Group<sup>2</sup></b>							
1	<b>Indian</b>							
(a)	Individuals/ Hindu Undivided Family	7	7842225	7842225	26.78	26.78	3095000	39.47
(b)	Central Government/ State Government(s)	0	0	0	0.00	0.00	0	0.00
(c)	Bodies Corporate	1	423000	423000	1.44	1.44	423000	100.00
(d)	Financial Institutions/ Banks	0	0	0	0.00	0.00	0	0.00
(e)	Any Others (Specify)	0	0	0	0.00	0.00	0	0.00
(e-i)	Director / Relatives	10	2912123	2912123	9.94	9.94	414250	14.23
(e-ii)								
	<b>Sub Total(A)(1)</b>	<b>18</b>	<b>11177348</b>	<b>11177348</b>	<b>38.17</b>	<b>38.17</b>	<b>3932250</b>	<b>35.18</b>
2	<b>Foreign</b>							
a	Individuals (Non-Residents Individuals/ Foreign Individuals)	0	0	0	0.00	0.00	0	0.00
b	Bodies Corporate	0	0	0	0.00	0.00	0	0.00
c	Institutions	0	0	0	0.00	0.00	0	0.00
d	Qualified Foreign Investor	0	0	0	0.00	0.00	0	0.00
e	Any Others (Specify)	0	0	0	0.00	0.00	0	0.00
	<b>Sub Total(A)(2)</b>	<b>0</b>	<b>0</b>	<b>0</b>	<b>0.00</b>	<b>0.00</b>	<b>0</b>	<b>0.00</b>
	<b>Total Shareholding of Promoter and Promoter Group (A) = (A)(1)+(A)(2)</b>	<b>18</b>	<b>11177348</b>	<b>11177348</b>	<b>38.17</b>	<b>38.17</b>	<b>3932250</b>	<b>35.18</b>

*Handwritten signature*




(B)	Public shareholding							
I	Institutions							
(a)	Mutual Funds/ UTI	0	0	0	0.00	0.00	0	0.00
(b)	Financial Institutions / Banks	0	0	0	0.00	0.00	0	0.00
(c)	Central Government/ State Government(s)	0	0	0	0.00	0.00	0	0.00
(d)	Venture Capital Funds	0	0	0	0.00	0.00	0	0.00
(e)	Insurance Companies	0	0	0	0.00	0.00	0	0.00
(f)	Foreign Institutional Investors	0	0	0	0.00	0.00	0	0.00
(g)	Foreign Venture Capital Investors	0	0	0	0.00	0.00	0	0.00
(h)	Qualified Foreign Investor	0	0	0	0.00	0.00	0	0.00
(i)	Any Other (specify)	0	0	0	0.00	0.00	0	0.00
	Sub-Total (B)(1)	0	0	0	0.00	0.00	0	0.00
B 2	Non-institutions							
(a)	Bodies Corporate	154	9059877	9059877	30.94	30.94	3189582	35.21
(b)	Individuals				0.00	0.00		
I	Individuals -i. Individual shareholders holding nominal share capital up to Rs 1 lakh	3783	1280342	1280337	4.37	4.37	9800	0.77
II	Individual shareholders holding nominal share capital in excess of Rs. 1 lakh.	29	6422557	6422557	21.93	21.93	625000	9.73
(c)	Qualified Foreign Investor	0	0	0	0.00	0.00	0	0.00
(d)	Any Other - Clearing Member	48	588654	588654	2.01	2.01	140150	23.81
(d-i)	Foreign Nationals Non Resident Indians	29	65973	65973	0.23	0.23	0	0.00
(d-ii)	Non Resident Indians (Non	7	691647	691647	2.36	2.36	0	0.00
(d-iii)	Trusts	2	2	2	0.00	0.00	0	0.00
	Sub-Total (B)(2)	4052	18109052	18109047	61.83	61.83	3964532	21.89
(B)	Total Public Shareholding (B)= (B)(1)+(B)(2)	4052	18109052	18109047	61.83	61.83	3964532	21.89
	TOTAL (A)+(B)	4070	29286400	29286395	100.00	100.00	7896782	26.96
(C)	Shares held by Custodians and against which Depository Receipts have been issued							
1	Promoter and Promoter Group	0	0	0	0	0.00	0	0.00
2	Public	0	0	0	0	0.00	0	0.00
	Sub-Total (C)	0	0	0	0	0.00	0	0.00
	GRAND TOTAL (A)+(B)+(C)	4070	29286400	29286395	100.00	100.00	7896782	26.96

*adm*



Sr.No	Notes
1	Five shares are in materialised form hence there is a difference in the total number of share.
2	
3	
4	
5	
6	
7	
8	
9	

*Handwritten signature*



(I)(b) Statement showing holding of securities (including shares, warrants, convertible securities) of persons belonging to the category "Promoter and Promoter Group"

Sr. No.	Name of the shareholder	Details of Shares held		Encumbered shares (*)			Details of warrants		Details of convertible securities		Total shares (including underlying shares assuming full conversion of warrants and convertible securities) as a % of diluted share capital
		Number of shares held	As a % of grand total (A)+(B)+(C)	No.	As a percentage	As a % of grand total (A)+(B)+(C) of sub-clause (I)(a)	Number of warrants held	As a % total number of warrants of the same class	Number of convertible securities held	As a % total number of convertible securities of the same class	
(i)	(ii)	(iii)	(iv)	(v)	(vi)=(v)/(iii)	(vii)	(viii)	(ix)	(x)	(xi)	(xii)
1	NARENDRA GURMUKHDAS SOMANI AGSPS6052Q	5665575	19.35	2355000	41.57	8.04					19.35
2	DEVANAND GURMUKHDAS SOMANI AEXPS4820B	909800	3.11	140000	15.39	0.48					3.11
3	HEMANT GURMUKHDAS SOMANI AJUPS3764N	775350	2.65	600000	77.38	2.05					2.65
4	SUNITABEN NARENDRABHAI SOMANI AIQPS5317Q	519000	1.77	259000	49.90	0.88					1.77
5	RAMESH K MOTIANI ABAPM7120L	491500	1.68	0	0.00	0.00					1.68

*[Handwritten Signature]*



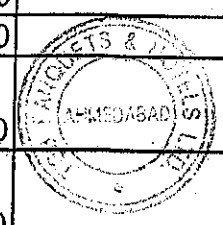
6	INDRAKUMAR KISHANCHAND MOTIANI ABOPM4787H	485500	1.66	0	0.00	0.00						1.66
7	SURESH KISHANCHAND MOTIANI ABAPM1797R	444000	1.52	0	0.00	0.00						1.52
8	GIRDHARI KISHANCHAND MOTIANI ABAPM7119F	441500	1.51	0	0.00	0.00						1.51
9	RAJESH RAMESHBHAI MOTIANI ABOPM4807E	435694	1.49	0	0.00	0.00						1.49
10	BHAGWATI CATERERS PRIVATE LIMITED	423000	1.44	423000	100.00	1.44						1.44
11	MUKESH RAMESHBHAI MOTIANI ABLPM8867B	253229	0.86	250	0.10	0.000						0.86
12	HARSHITABEN DEVANAND SOMANI AFXPS4803H	166600	0.57	4000	2.40	0.01						0.57
13	NEETA HEMANT SOMANI BBKPS5665R	166600	0.57	151000	90.64	0.52						0.57
		11177348	38.17	3932250	35.18	13.43						38.17

*Kob*



(I)(c)(i) Statement showing holding of securities (including shares, warrants, convertible securities) of persons b category "Public" and holding more than 1% of the total number of shares

Sr. No.	Name of the shareholder	Number of shares held	Shares as a percentage of total number of shares {i.e., Grand Total (A)+(B)+(C) indicated in Statemen	Details of warrants		Details of convertible securities		Total shares (including underlying shares assuming full conversion of warrants and convertible securities) as a % of diluted share capital
				Number of warrants held	As a % of total number of warrants of the same class	Number of convertible securities held	% w.r.t total number of convertible securities of the same class	
1	RAJSHAH ENTERPRISE PRIVATE LIMITED AACCR9569C	2546648	8.70	0	0	0	0	0
2	SANJAY C. AGARWAL	2500000	8.54	0	0	0	0	0
3	REAL MARKETING PRIVATE LIMITED AACCR4046C	1925496	6.57	0	0	0	0	0
4	SHRIRAM CREDIT COMPANY LIMITED	1321921	4.51	0	0	0	0	0
5	KAMLESH SEVARAM PANJABI	687000	2.35	0	0	0	0	0
6	PRITI EXIM PRIVATE LTD	549902	1.88	0	0	0	0	0
7	MAHESH KHEMCHAND ASWANI AASPA3357J	541840	1.85	0	0	0	0	0
8	SURESH AMULAKHBHAI SHAH ADRPS3146B	525000	1.79	0	0	0	0	0
9	BRILLIANT ADVISORY SERVICES PVT LTD	500252	1.71	0	0	0	0	0
10	AMIT HARIVADAN PARIKH ACIPP6156A	441147	1.51	0	0	0	0	0
11	AMIBEN JIGNESHKUMAR SHAH	390000	1.33	0	0	0	0	0
12	GIRABEN ATULBHAI SHAH	390000	1.33	0	0	0	0	0
13	KUSUMBEN HIRALAL SHAH	390000	1.33	0	0	0	0	0
14	SWATIBEN ANILBHAI SHAH	390000	1.33	0	0	0	0	0
15	MAMTA TRADINGS PRIVATE LTD	350500	1.20	0	0	0	0	0
16	KASHIBA FINANCE PRIVATE LIMITED	317594	1.08	0	0	0	0	0
		13767300	47.01	0	0	0	0	0



*Handwritten signature or initials.*

Statement showing holding of securities (including shares, warrants, convertible securities) of persons (together (I)(c)(ii) with PAC) belonging to the category "Public" and holding more than 5% of the total number of shares of the ) company

Sr. No.	Name(s) of the shareholder(s) and the Persons Acting in Concert (PAC) with them	Number of shares	Shares as a percentage of total number of shares i.e., Grand Total (A)+(B)+(C) indicated in Statement at para (D)(a) above}	Details of warrants		Details of convertible securities		Total shares (including underlying shares assuming full conversion of warrants and convertible securities) as a % of diluted share capital
				Number of warrants	As a % total number of warrants of the same class	Number of convertible securities held	% w.r.t total number of convertible securities	
1	RAJSHAH ENTERPRISE PRIVATE LIMITED AACCR9569C	2546648	8.70					
2	SANJAY C. AGARWAL	2500000	8.54					
3	REAL MARKETING PRIVATE LIMITED AACCR4046C	1925496	6.57					
<b>TOTAL</b>		<b>6972144</b>	<b>23.81</b>					<b>0</b>

*Handwritten signature/initials*






<b>(F)(d) Statement showing details of locked-in shares</b>		
<b>Sr. No.</b>	<b>Name of the shareholder</b>	<b>Number of locked-in shares</b>
		<b>Locked-in shares as a percentage of total number of shares {i.e., Grand Total (A)+(B)+(C) indicated in Statement at para (f)(a) above}</b>

**NIL**


*John*



(11)(b) Statement showing holding of Depository Receipts (DRs), where underlying shares held by "promoter/promoter group" are in excess of 1% of the total number of shares

Sr. No.	Name of the DR Holder	Type of outstanding DR (ADRs, GDRs, SDRs, etc.)	Number of shares underlying outstanding DRs	Shares underlying outstanding DRs as a percentage of total number of shares {i.e., Grand Total (A)+(B)+(C) indicated in Statement at para (D)(a) above}
NIL				

*[Handwritten signature]*



**(II)(a) Statement showing details of Depository Receipts (DRs)**

Sr. No.	Type of outstanding DR (ADRs, GDRs, SDRs, etc.)	Number of outstanding DRs	Number of shares underlying outstanding DRs	Shares underlying outstanding DRs as a percentage of total number of shares {i.e., Grand Total (A)+(B)+(C) indicated in Statement at para (D)(a) above}
NIL				

*[Handwritten Signature]*

