

Introductory sub-table (I)(a)

Name of the Company: BHAGWATI BANQUETS AND HOTELS LIMITED			
Scrip Code, Name of the scrip, class of security: BSE: 532845 NSE: BHAGWATIHO Equity Shares			
Quarter ended: 30.06.2012			
Partly paid-up shares:-			
	No. of partly paid-up shares	As a % of total no. of partly paid-up shares	As a % of total no. of shares of the company
Held by promoter/promoter group			
Held by public			
Total	0		
Outstanding convertible securities:-			
	No. of outstanding securities	As a % of total no. of outstanding convertible securities	As a % of total no. of shares of the company, assuming full conversion of the convertible securities
Held by promoter/promoter group			
Held by public			
Total	0		
Warrants:-			
	No. of warrants	As a % of total no. of warrants	As a % of total no. of shares of the company, assuming full conversion of warrants
Held by promoter/promoter group			
Held by public			
Total	0		
Total paid-up capital of the company, assuming full conversion of warrants and convertible securities		29286400	



Statement Showing Shareholding Pattern

BSE SC: 532845 NSE: BHAGWATIHO


Table (I)(a)

Bhagwati Banquets and Hotels Limited 30.06.2012


Category code	Category of Shareholder	Number of Shareholders	Total number of shares	Number of shares held in dematerialized form	Total shareholding as a percentage of total number of shares		Shares Pledged or otherwise encumbered	
					As a percentage of (A+B) ¹	As a percentage of (A+B+C)	Number of shares	As a percentage
(I)	(II)	(III)	(IV)	(V)	(VI)	(VII)	(VIII)	X)=(VIII)/(IV)*
(A)	Shareholding of Promoter and							
1	Indian							
(a)	Individuals/ Hindu Undivided Family							
		9	11042039	11042039	37.70	37.70	1377500	12.48
	Central Government/ State Government(s)				0.00	0.00		
(c)	Bodies Corporate	1	423000	423000	1.44	1.44	423000	100.00
(d)	Financial Institutions/ Banks				0.00	0.00		
(e)	Any Others(Specify)				0.00	0.00		
(e-i)	Directors / Relatives	10	2433433	2433433	8.31	8.31	214100	8.80
(e-ii)					0.00	0.00		
	Sub Total(A)(1)	20	13898472	13898472	47.46	47.45	2014600	14.50
2	Foreign							
a	Individuals (Non-Residents Individuals/ Foreign Individuals)				0.00	0.00		
b	Bodies Corporate	0	0	0	0.00	0.00	0	
c	Institutions				0.00	0.00		
d	Qualified Foreign Investor				0.00	0.00		
e	Any Others(Specify)				0.00	0.00		
e-i					0.00	0.00		
e-ii								
	Sub Total(A)(2)	0	0	0	0.00	0.00	0	
	Total Shareholding of Promoter and	20	13898472	13898472	47.46	47.45	2014600	14.50
(B)	Public shareholding							
I	Institutions							
(a)	Mutual Funds/ UTI				0.00	0.00		
(b)	Financial Institutions / Banks				0.00	0.00		
(c)	Central Government/ State Government(s)				0.00	0.00		
(d)	Venture Capital Funds				0.00	0.00		
(e)	Insurance Companies				0.00	0.00		
(f)	Foreign Institutional Investors				0.00	0.00		
(g)	Foreign Venture Capital Investors				0.00	0.00		
(h)	Qualified Foreign Investor				0.00	0.00		



(i)	Any Other (specify)				0.00	0.00		
(i-ii)					0.00	0.00		
(i-ii)								
	Sub-Total (B)(1)	0	0	0	0.00	0.00	0.00	
B 2	Non-institutions							
(a)	Bodies Corporate	170	9866108	9866108	33.69	33.69	3665313	37.15
(b)	Individuals	0	0	0	0.00	0.00		
I	Individuals -i. Individual shareholders holding nominal share capital up to Rs 1 lakh	3844	1217534	1217529	4.16	4.16		
II	ii. Individual shareholders holding nominal share capital in excess of Rs. 1 lakh.	31	3217396	3217396	10.99	10.99	643000	19.99
(c-i)	Any Other (specify)-Clearing Member	64	254322	254322	0.87	0.87	67584	26.57
(c-ii)	Non Resident Indian (Repat)	28	228499	228499	0.78	0.78		
(c-iii)	Non Resident Indian (Non Repat)	8	604067	604067	2.06	2.06		
(c-iv)	Trusts	2	2	2	0.00	0.00		
	Sub-Total (B)(2)	4147	15387928	15387923	52.54	52.55	4375897	28.44
(B)	Total Public Shareholding (B)= (B)(1)+(B)(2)	4147	15387928	15387923	52.54	52.55	4375897	28.44
	TOTAL (A)+(B)	4167	29286400	29286395	100.00	100.00	6390497	21.82
(C)	Shares held by Custodians and against which Depository Receipts have been issued							
1	Promoter and Promoter Group					0.00		
2	Public					0.00		
	Sub-Total (C)	0	0	0		0	0	
	GRAND TOTAL (A)+(B)+(C)	4167	29286400	29286395	100.00	100.00	6390497	21.82




Sr.No	Notes
1	There is difference of 5 shares in column (IV) & (V) due to 5 shares being held in physical.
2	
3	
4	
5	
6	
7	
8	
9	



(I)(b) Statement showing holding of securities (including shares, warrants, convertible securities) of persons belonging to the category "Promoter and Promoter Group" BHAGWATI BANQUETS AND HOTELS LIMITED 30.06.2012
BSE SC: 532845 NSE: BHAGWATHIHO

Sr. No.	Name of the shareholder	Details of Shares held		Encumbered shares (*)			Details of warrants		Details of convertible securities		Total shares (including underlying shares assuming full conversion of warrants and convertible securities) as a % of diluted share capital
		Number of shares held	As a % of grand total (A)+(B)+(C)	No.	As a percentage	As a % of grand total (A)+(B)+(C) of sub-clause (I)(a)	Number of warrants held	As a % total number of warrants of the same class	Number of convertible securities held	As a % total number of convertible securities of the same class	
(i)	(ii)	(iii)	(iv)	(v)	(vi)=(v)/(iii)*100	(vii)	(viii)	(ix)	(x)	(xi)	(xii)
1	NARENDRA GURMUKHDAS SOMANI AGSPS6052Q	8206289	28.02	777500	9.47	2.65					
2	DEVANAND GURMUKHDAS SOMANI AEXPS4820B	1083400	3.70		0.00	0.00					
3	HEMANT GURMUKHDAS SOMANI AJUPS3764N	775350	2.65	600000	77.38	2.05					
4	SUNITABEN NARENDRABHAI SOMANI AIQPS5317Q	519000	1.77	100000	19.27	0.34					
5	RAMESH K MOTIANI ABAPM7120L	491500	1.68		0.00	0.00					
6	INDER K MOTIANI ABOPM4787H	485500	1.66		0.00	0.00					
7	SURESH KISHANCHAND MOTIANI ABAPM1797R	444000	1.52		0.00	0.00					
8	GIRDHARI KISHANCHAND MOTIANI ABAPM7119F	441500	1.51		0.00	0.00					
9	BHAGWATI CATERERS PRIVATE LIMITED	423000	1.44	423000	100.00	1.44					
10	RAJESH R MOTIANI ABOPM4807E	400694	1.37		0.00	0.00					
11	MUKESHKUMAR RAMESHCHAND RA MOTIANI ABLPM8867B	295039	1.01	114100	38.67	0.39					
12	HARSHITABEN DEVANAND SOMANI AFXPS4803H	166600	0.57		0.00	0.00					
13	NEETA HEMANT SOMANI BBKPS5665R	166600	0.57		0.00	0.00					
TOTAL		13898472	47.46	2014600	14.50	6.88	0	0	0	0	0

(*) The term "encumbrance" has the same meaning as assigned to it in regulation 28(3) of the SAST Regulations, 2011



(I)(c)(i) Statement showing holding of securities (including shares, warrants, convertible securities) of persons belonging to the category "Public" and holding more than 1% of the total number of shares

BSE SC: 532845 NSE: BHAGWATHHO

BHAGWATI BANQUETS AND HOTELS LIMITED 30.06.2012

Sr. No.	Name of the shareholder	Number of shares held	Shares as a percentage of total number of shares (i.e., Grand Total (A)+(B)+(C) indicated in Statement at para (I)(a) above)	Details of warrants		Details of convertible securities		Total shares (including underlying shares assuming full conversion of warrants and convertible securities) as a % of diluted share capital
				Number of warrants held	As a % total number of warrants of the same class	Number of convertible securities held	% w.r.t total number of convertible securities of the same class	
1	RAJSHAH ENTERPRISE PRIVATE LIMITED AACCR9569C	2256647	7.71					7.71
2	REAL MARKETING PVT LTD AACCR4046C	1809031	6.18					6.18
3	SHRIRAM CREDIT COMPANY LIMITED	1339560	4.57					4.57
4	KAMLESH SEVARAM PANJABI	600000	2.05					2.05
5	KASHIBA FINANCE PRIVATE LIMITED	589111	2.01					2.01
6	MAMTA TRADINGS PRIVATE LTD	550500	1.88					1.88
7	PRITI EXIM PRIVATE LTD	549902	1.88					1.88
8	MAHESH KHEMCHAND ASWANI AASPA3357J	541840	1.85					1.85
9	BRILLIANT ADVISORY SERVICES PVT LTD	500252	1.71					1.71
10	SIC STOCKS & SERVICES PRIVATE LIMITED AAHCS8176P	490615	1.68					1.68
11	ALEKH ADVISORY PRIVATE LTD	431050	1.47					1.47
12	AMIBEN JIGNESHKUMAR SHAH	390000	1.33					1.33
13	GIRABEN ATULBHAI SHAH	390000	1.33					1.33
14	KUSUMBEN HIRALAL SHAH	390000	1.33					1.33
15	SWATIBEN ANILBHAI SHAH	390000	1.33					1.33
16	AMIT HARIVADAN PARIKH	365471	1.25					1.25
TOTAL		11583979	39.55					39.55




(I)(c)(ii) Statement showing holding of securities (including shares, warrants, convertible securities) of persons (together with PAC) belonging to the category "Public" and holding more than 5% of the total number of shares of the company

BSE SC: 532845 NSE: BHAGWATHIHO

BHAGWATI BANQUETS AND HOTELS LIMITED 30.06.2012

Sr. No.	Name(s) of the shareholder(s) and the Persons Acting in Concert (PAC) with them	Number of shares	Shares as a percentage of total number of shares {i.e., Grand Total (A)+(B)+(C) indicated in Statement at para (I)(a) above}	Details of warrants		Details of convertible securities		Total shares (including underlying shares assuming full conversion of warrants and convertible securities) as a % of diluted share capital
				Number of warrants	As a % total number of warrants of the same class	Number of convertible securities held	% w.r.t total number of convertible securities of the same class	
1	RAJSHAH ENTERPRISE PRIVATE LIMITED AACCR9569C	2256647	7.71					7.71
2	REAL MARKETING PVT LTD AACCR4046C	1809031	6.18					6.18
TOTAL		4065678	13.88	0				13.88




(I)(d) Statement showing details of locked-in shares

BSE SC:532845 NSE: BHAGWATHIHO

Bhagwati Banquets and Hotels Limited 30.06.2012

Sr. No.	Name of the shareholder	Number of locked-in shares	Locked-in shares as a percentage of total number of shares {i.e., Grand Total (A)+(B)+(C) indicated in Statement at para (I)(a) above}
1			0.00
2			0.00
3			0.00
4			0.00
5			0.00
6			0.00
7			0.00
8			0.00
9			0.00
TOTAL		0	0.00




(II)(a) Statement showing details of Depository Receipts (DRs)
Bhagwati Banquets and Hotels Limited 30.06.2012

BSE SC:532845 NSE: BHAGWATIHO

Sr. No.	Type of outstanding DR (ADRs, GDRs, SDRs, etc.)	Number of outstanding DRs	Number of shares underlying outstanding DRs	Shares underlying outstanding DRs as a percentage of total number of shares {i.e., Grand Total (A)+(B)+(C) indicated in Statement at para (I)(a) above}
1				0.00
2				0.00
TOTAL		0	0	0.00


(II)(b) Statement showing holding of Depository Receipts (DRs), where underlying shares held by "promoter/promoter group" are in excess of 1% of the total number of shares

Sr. No.	Name of the DR Holder	Type of outstanding DR (ADRs, GDRs, SDRs, etc.)	Number of shares underlying outstanding DRs	Shares underlying outstanding DRs as a percentage of total number of shares {i.e., Grand Total (A)+(B)+(C) indicated in Statement at para (I)(a) above}
1				0.00
2				0.00
TOTAL			0	0.00



(III) (a) Statement showing the voting pattern of shareholders, if more than one class of shares/securities is issued by the issuer.

Sr. no. (I)	Category of shareholder (II)	Number of Voting Rights held in each class of securities			Total Voting Rights (III+IV+V) (VI)	Total Voting Rights i.e. (VI)	
		Class X (III)	Class Y (IV)	Class Z (V)		As a percentage of (A+B) (VII)	As a percentage of (A+B+C) (VIII)
(A)	Promoter and Promoter Group ²						
(1)	Indian						
(a)	Individuals/Hindu Undivided Family	11042039	0	0	11042039	37.70	37.70
(b)	Central Government/State Government(s)	0	0	0	0	0.00	0.00
(c)	Bodies Corporate	423000	0	0	423000	1.44	1.44
(d)	Financial Institutions/Banks	0	0	0	0	0.00	0.00
(e)	Any Other (Total)	2433433	0	0	2433433	8.31	8.31
(e1)	Directors/Relatives	2433433	0	0	2433433	8.31	8.31
	Sub-Total (A)(1)	13898472	0	0	13898472	47.46	47.46
(2)	Foreign						
(a)	Individuals (Non-Resident Individuals/Foreign Individuals)	0	0	0	0	0.00	0.00
(b)	Bodies Corporate	0	0	0	0	0.00	0.00
(c)	Institutions	0	0	0	0	0.00	0.00
(d)	Qualified Foreign Investor	0	0	0	0	0.00	0.00
(e)	Any Other (Total)	0	0	0	0	0.00	0.00
	Sub-Total (A)(2)	0	0	0	0	0.00	0.00
	Total Shareholding of Promoter and Promoter Group (A)= (A)(1)+(A)(2)	13898472	0	0	13898472	47.46	47.46
(B)	Public shareholding						



(1)	Institutions						
(a)	Mutual Funds/UTI	0	0	0	0	0.00	0.00
(b)	Financial Institutions/Banks	0	0	0	0	0.00	0.00
(c)	Central Government/State Government(s)	0	0	0	0	0.00	0.00
(d)	Venture Capital Funds	0	0	0	0	0.00	0.00
(e)	Insurance Companies	0	0	0	0	0.00	0.00
(f)	Foreign Institutional Investors	0	0	0	0	0.00	0.00
(g)	Foreign Venture Capital Investors	0	0	0	0	0.00	0.00
(h)	Qualified Foreign Investor	0	0	0	0	0.00	0.00
(h)	Any Other (Total)	0	0	0	0	0.00	0.00
	Sub-Total (B)(1)	0	0	0	0	0.00	0.00
(2)	Non-institutions						
(a)	Bodies Corporate	9866108	0	0	9866108	33.69	33.69
(b)	Individuals - i. Individual Shareholders Holding Nominal Share Capital Up To >Rs. 1 Lakh.	1217534	0	0	1217534	4.16	4.16
	Individuals - ii. Individual Shareholders Holding Nominal Share Capital In Excess Of Rs. 1 Lakh	3217396	0	0	3217396	10.99	10.99
(c)	Qualified Foreign Investor	0	0	0	0	0.00	0.00
(d)	Any Other (Total)	1086890	0	0	1086890	3.71	3.71
(d1)	Clearing Member	254322	0	0	254322	0.87	0.87
(d2)	Trusts	2	0	0	2	0.00	0.00
(d3)	Non Resident Indian (Repat)	228499	0	0	228499	0.78	0.78
(d4)	Non Resident Indian (Non-Repat)	604067	0	0	604067	2.06	2.06
	Sub-Total (B)(2)	15387928	0	0	15387928	52.54	52.54
	Total Public	15387928	0	0	15387928	52.54	52.54



	Shareholding (B)= (B)(1)+(B)(2)						
	TOTAL (A)+(B)	29286400	0	0	29286400	100.00	100.00
(C)	Shares held by Custodians and against which Depository Receipts have been issued	0	0	0	0	0.00	0.00
C1	Promoter and Promoter Group	0	0	0	0	0	0
C2	Public	0	0	0	0	0	0
	GRAND TOTAL (A)+(B)+(C)	29286400	0	0	29286400	100.00	100.00

