

1. Name of Listed Entity: TGB BANQUETS AND HOTELS LIMITED


2. Scrip Code/Name of Scrip/Class of Security: TGBHOTELS

3. Share Holding Pattern Filed under: 31b

4. Share Holding Pattern as on :31-Dec-2016


5. Declaration: The Listed entity is required to submit the following declaration to the extent of submission of information:-

| S. No. | Particulars  | Yes/No |
|--------|--|--------|
| 1      | Whether the Listed Entity has issued any partly paid up shares?                        | No     |
| 2      | Whether the Listed Entity has issued any Convertible Securities or Warrants?           | No     |
| 3      | Whether the Listed Entity has any shares against which depository receipts are issued? | No     |
| 4      | Whether the Listed Entity has any shares in locked-in?                                 | No     |
| 5      | Whether any shares held by promoters are pledge or otherwise encumbered?               | Yes    |
| 6      | Whether the Listed Entity has issued any differential Voting Rights?                   | No     |




**Table I-Summary Statement holding of specified securities**

| Category of shareholder           | Nos. of shareholders | No. of fully paid up equity shares held | No. of shares unduly retained | No. of shares held | Shareholding as a % of total no. of shares (calculated as per SCRR, 1957) | Number of Voting Rights held in each class of securities |             |          | No. of Shares Underlying Outstanding and being convertible securities (including Warrants) | Shareholding as a % assuming conversion of convertible securities (as a percentage of diluted share capital) | Number of Locked in shares | Number of Shares pledged or otherwise encumbered |                                | Number of equity shares held in dematerialised form |
|-----------------------------------|----------------------|---|-------------------------------|--------------------|---|--|-------------|----------|--|--|----------------------------|--|--------------------------------|---|
|                                   |                      |   |                               |                    |   | Class eg: X  | Class eg: Y | Total    |  |  |                            | No. (a)  | As a % of total Shares held(b) |   |
| A Promoter & Promoter Group       | 7                    | 9340765                                 | 0                             | 9340765            | 31.89   | 9340765  | 0           | 9340765  | 31.89  | 0  | 0                          | 7779082  | 83.28                          | 9340765   |
| B Public                          | 5403                 | 19945635                                | 0                             | 19945635           | 68.11   | 19945635   | 0           | 19945635 | 68.11  | 0  | 0                          |  |                                | 19945635  |
| C Non Promoter-Non Public         | 0                    | 0                                       | 0                             | 0                  | 0   | 0  | 0           | 0        | 0  | 0  | 0                          | 0  | 0                              | 0   |
| C1 Shares underlying DRs          | 0                    | 0                                       | 0                             | 0                  | 0   | 0  | 0           | 0        | 0  | 0  | 0                          |  |                                | 0   |
| C2 Shares held by Employee Trusts | 0                    | 0                                       | 0                             | 0                  | 0   | 0  | 0           | 0        | 0  | 0  | 0                          |  |                                | 0   |
| Total                             | 5410                 | 29286400                                | 0                             | 29286400           | 100   | 29286400   | 0           | 29286400 | 100  | 0  | 0                          | 7779082  | 26.56                          |   |




**Table II- Statement showing shareholding pattern of the Promoter and Promoter Group**

| Category of shareholder              | PAN        | Nos. of shareholders | No. of fully paid up equity shares held | No. of Partly paid-up equity shares held | No. of shares underlying Depository shares held | Total nos. shares held | Share holding as a % of total no. of shares (calculated as per SCRR, 1957) | Number of Voting Rights held in each class of securities |             |         | No. of Shares Underlying Outstanding convertible securities (as a percentage of diluted share capital) | Number of Locked in shares | Number of Shares pledged or otherwise encumbered |                                 | Number of equity shares held in dematerialised form |
|--------------------------------------|------------|----------------------|---|--|---|------------------------|--|--|-------------|---------|--|----------------------------|--|---------------------------------|---|
|                                      |            |                      |   |  |   |                        |  | No of Voting Rights                                      | Class eg: X | Total   |  |                            | No. (a)  | As a % of total Shares held (b) |   |
|                                      |            |                      |   |  |   |                        |  |  |             |         |  |                            |  |                                 |   |
| 1 Indian                             |            | 0                    | 0                                       | 0  | 0   | 0                      | 0  | 0  | 0           | 0       | 0  | 0                          | 0  | 0                               | 0   |
| a Individuals/Hindu undivided Family |            | 6                    | 8917765                                 | 0  | 0   | 8917765                | 30.45  | 8917765  | 0           | 8917765 | 30.45  | 0                          | 7356082  | 82.49                           | 8917765   |
| DEVANAND GURMUKHDAS SOMANI           | AEXPS4820B |                      | 1083400                                 | 0  | 0   | 1083400                | 3.7  | 1083400  |             | 1083400 | 3.7  | 0                          | 846400   | 78.12                           | 1083400   |
| HARSHITABEN DEVANAND SOMANI          | AFXPS4803H |                      | 166600                                  | 0  | 0   | 166600                 | .57  | 166600   |             | 166600  | .57  | 0                          | 0  | 0                               | 166600  |
| HEMANT GURMUKHDAS SOMANI             | AJUPS3764N |                      | 775350                                  | 0  | 0   | 775350                 | 2.65   | 775350   |             | 775350  | 2.65   | 0                          | 710000   | 91.57                           | 775350  |
| NARENDRA GURMUKHDAS SOMANI           | AGSPS6052Q |                      | 6206815                                 | 0  | 0   | 6206815                | 21.19  | 6206815  |             | 6206815 | 21.19  | 0                          | 5124315  | 82.56                           | 6206815   |
| NEETA HEMANT SOMANI                  | BBKPS5665R |                      | 166600                                  | 0  | 0   | 166600                 | .57  | 166600   |             | 166600  | .57  | 0                          | 164600   | 98.8                            | 166600  |
| SUNITABEN                            | AIQPS5317Q |                      | 519000                                  | 0  | 0   | 519000                 | 1.77   | 519000   |             | 519000  | 1.77   | 0                          | 510767   | 98.41                           | 519000  |





|   |   |            |         |   |         |       |         |       |         |       |         |       |         |       |         |       |         |       |         |       |         |       |         |       |         |
|---|---|------------|---------|---|---------|-------|---------|-------|---------|-------|---------|-------|---------|-------|---------|-------|---------|-------|---------|-------|---------|-------|---------|-------|---------|
|   | NAREDRABHA<br>I SOMANI  |            |         |   |         |       |         |       |         |       |         |       |         |       |         |       |         |       |         |       |         |       |         |       |         |
| b | Central Government/<br>State Government(s)                        | 0          | 0       | 0 | 0       | 0     | 0       | 0     | 0       | 0     | 0       | 0     | 0       | 0     | 0       | 0     | 0       | 0     | 0       | 0     | 0       | 0     | 0       | 0     | 0       |
| c | Financial Institutions/<br>Banks                                  | 0          | 0       | 0 | 0       | 0     | 0       | 0     | 0       | 0     | 0       | 0     | 0       | 0     | 0       | 0     | 0       | 0     | 0       | 0     | 0       | 0     | 0       | 0     | 0       |
| d | Any Other (specify)   | 1          | 423000  | 0 | 423000  | 1.44  | 423000  | 1.44  | 423000  | 1.44  | 423000  | 1.44  | 423000  | 1.44  | 423000  | 1.44  | 423000  | 1.44  | 423000  | 1.44  | 423000  | 1.44  | 423000  | 1.44  | 423000  |
|   | Body Corporate  | 1          | 423000  | 0 | 423000  | 1.44  | 423000  | 1.44  | 423000  | 1.44  | 423000  | 1.44  | 423000  | 1.44  | 423000  | 1.44  | 423000  | 1.44  | 423000  | 1.44  | 423000  | 1.44  | 423000  | 1.44  | 423000  |
|   | Sub-Total (A)(1)  | 7          | 9340765 | 0 | 9340765 | 31.89 | 9340765 | 31.89 | 9340765 | 31.89 | 9340765 | 31.89 | 9340765 | 31.89 | 9340765 | 31.89 | 9340765 | 31.89 | 9340765 | 31.89 | 9340765 | 31.89 | 9340765 | 31.89 | 9340765 |
| 2 | Foreign   | 0          | 0       | 0 | 0       | 0     | 0       | 0     | 0       | 0     | 0       | 0     | 0       | 0     | 0       | 0     | 0       | 0     | 0       | 0     | 0       | 0     | 0       | 0     | 0       |
| a | Individuals (Non-Resident<br>Individuals/<br>Foreign Individuals) | 0          | 0       | 0 | 0       | 0     | 0       | 0     | 0       | 0     | 0       | 0     | 0       | 0     | 0       | 0     | 0       | 0     | 0       | 0     | 0       | 0     | 0       | 0     | 0       |
| b | Government  | 0          | 0       | 0 | 0       | 0     | 0       | 0     | 0       | 0     | 0       | 0     | 0       | 0     | 0       | 0     | 0       | 0     | 0       | 0     | 0       | 0     | 0       | 0     | 0       |
| c | Institutions  | 0          | 0       | 0 | 0       | 0     | 0       | 0     | 0       | 0     | 0       | 0     | 0       | 0     | 0       | 0     | 0       | 0     | 0       | 0     | 0       | 0     | 0       | 0     | 0       |
| d | Foreign Portfolio Investor  | 0          | 0       | 0 | 0       | 0     | 0       | 0     | 0       | 0     | 0       | 0     | 0       | 0     | 0       | 0     | 0       | 0     | 0       | 0     | 0       | 0     | 0       | 0     | 0       |
| e | Any Other (specify)   | 0          | 0       | 0 | 0       | 0     | 0       | 0     | 0       | 0     | 0       | 0     | 0       | 0     | 0       | 0     | 0       | 0     | 0       | 0     | 0       | 0     | 0       | 0     | 0       |
|   | Sub-Total (A)(2)  | 0          | 0       | 0 | 0       | 0     | 0       | 0     | 0       | 0     | 0       | 0     | 0       | 0     | 0       | 0     | 0       | 0     | 0       | 0     | 0       | 0     | 0       | 0     | 0       |
|   | Total   | 7          | 9340765 | 0 | 9340765 | 31.89 | 9340765 | 31.89 | 9340765 | 31.89 | 9340765 | 31.89 | 9340765 | 31.89 | 9340765 | 31.89 | 9340765 | 31.89 | 9340765 | 31.89 | 9340765 | 31.89 | 9340765 | 31.89 | 9340765 |
|   | Shareholding of Promoter and Promoter Group (A)=<br>(A)(1)+(A)(2) |            |         |   |         |       |         |       |         |       |         |       |         |       |         |       |         |       |         |       |         |       |         |       |         |
|   | BHAGWATI CATERERS PRIVATE LIMITED                                 | AAACB7838E | 423000  | 0 | 423000  | 1.44  | 423000  | 1.44  | 423000  | 1.44  | 423000  | 1.44  | 423000  | 1.44  | 423000  | 1.44  | 423000  | 1.44  | 423000  | 1.44  | 423000  | 1.44  | 423000  | 1.44  | 423000  |



**Table III- Statement showing shareholding pattern of the Public shareholder**


| Category of shareholder   | PAN                               | Nos. of share holders | No. of fully paid up equity shares held | No. of Partly paid-up equity shares held | No. of shares underlying Depository Shares held | Total nos. shares held | Share holding as a % of total no. of shares (calculated as per SCRR, 1957) | Number of Voting Rights held in each class of securities |   |       | Shareholding, as a % assuming full conversion of convertible securities | No. of Shares Underlying Outstanding convertible securities (including Warrants) | Number of Locked in shares | Number of Shares pledged or otherwise encumbered | Number of equity shares held in dematerialised form |
|---|-----------------------------------|-----------------------|---|--|---|------------------------|--|--|---|-------|---|--|----------------------------|--|---|
|   |                                   |                       |   |  |   |                        |  | Class eg: X  | C | Total |   |  |                            |  |   |
| Total as a % of (A+B+C)<br>Total as a % of (A+B+C)<br>Total as a % of (A+B+C) |                                   |                       |   |  |   |                        |  |  |   |       |   |  |                            |  |   |
| 1   | Institutions                      | 0                     | 0                                       | 0  | 0   | 0                      | 0  | 0  | 0 | 0     | 0   | 0  | 0                          | 0  |   |
| a   | Mutual Funds/                     | 0                     | 0                                       | 0  | 0   | 0                      | 0  | 0  | 0 | 0     | 0   | 0  | 0                          | 0  |   |
| b   | Venture Capital Funds             | 0                     | 0                                       | 0  | 0   | 0                      | 0  | 0  | 0 | 0     | 0   | 0  | 0                          | 0  |   |
| c   | Alternate Investment Funds        | 0                     | 0                                       | 0  | 0   | 0                      | 0  | 0  | 0 | 0     | 0   | 0  | 0                          | 0  |   |
| d   | Foreign Venture Capital Investors | 0                     | 0                                       | 0  | 0   | 0                      | 0  | 0  | 0 | 0     | 0   | 0  | 0                          | 0  |   |





|   |   |      |         |   |   |         |       |         |   |   |       |         |   |   |         |
|---|---|------|---------|---|---|---------|-------|---------|---|---|-------|---------|---|---|---------|
| e | Foreign Portfolio Investors   | 1    | 15000   | 0 | 0 | 15000   | .05   | 15000   | 0 | 0 | .05   | 0       | 0 | 0 | 15000   |
| f | Financial Institutions/ Banks   | 0    | 0       | 0 | 0 | 0       | 0     | 0       | 0 | 0 | 0     | 0       | 0 | 0 | 0       |
| g | Insurance Companies   | 0    | 0       | 0 | 0 | 0       | 0     | 0       | 0 | 0 | 0     | 0       | 0 | 0 | 0       |
| h | Provident Funds/ Pension Funds  | 0    | 0       | 0 | 0 | 0       | 0     | 0       | 0 | 0 | 0     | 0       | 0 | 0 | 0       |
| i | Any Other (specify)   | 0    | 0       | 0 | 0 | 0       | 0     | 0       | 0 | 0 | 0     | 0       | 0 | 0 | 0       |
|   | Sub-Total (B)(1)  | 1    | 15000   | 0 | 0 | 15000   | .05   | 15000   | 0 | 0 | .05   | 15000   | 0 | 0 | 15000   |
| 2 | Central Government/ State Government(s)/ President of India                     | 0    | 0       | 0 | 0 | 0       | 0     | 0       | 0 | 0 | 0     | 0       | 0 | 0 | 0       |
|   | Sub-Total (B)(2)  | 0    | 0       | 0 | 0 | 0       | 0     | 0       | 0 | 0 | 0     | 0       | 0 | 0 | 0       |
| 3 | Non-institutions  | 0    | 0       | 0 | 0 | 0       | 0     | 0       | 0 | 0 | 0     | 0       | 0 | 0 | 0       |
| a | Individuals -   | 4727 | 9574755 | 0 | 0 | 9574755 | 32.69 | 9574755 | 0 | 0 | 32.69 | 9574755 | 0 | 0 | 9574750 |
| i | Individual shareholders holding nominal share capital up to Rs. 2 lakhs.        | 4679 | 2161322 | 0 | 0 | 2161322 | 7.38  | 2161322 | 0 | 0 | 7.38  | 2161322 | 0 | 0 | 2161317 |
| i | Individual shareholders holding nominal share capital in excess of Rs. 2 lakhs. | 48   | 7413433 | 0 | 0 | 7413433 | 25.31 | 7413433 | 0 | 0 | 25.31 | 7413433 | 0 | 0 | 7413433 |
|   | GIRDHARI KISHANCHAND MOTIANI  | 0    | 441500  |   |   | 441500  | 1.51  | 441500  |   |   | 1.51  | 441500  |   |   | 441500  |
|   | INDRAKUMAR KISHANCHAND MOTIANI  | 0    | 486000  |   |   | 486000  | 1.66  | 486000  |   |   | 1.66  | 486000  |   |   | 486000  |
|   | JIGNESH HIRALAL SHAH  | 0    | 300000  |   |   | 300000  | 1.02  | 300000  |   |   | 1.02  | 300000  |   |   | 300000  |

|  |            |      |          |   |   |          |       |   |          |          |       |   |   |          |   |   |   |          |   |   |
|--|------------|------|----------|---|---|----------|-------|---|----------|----------|-------|---|---|----------|---|---|---|----------|---|---|
| RAMESHCHANDRA KISHANCHAND MOTIANI                        | ABAPM7120L | 0    | 491500   |   |   |          |       |   |          | 491500   | 1.68  | 0 |   | 491500   |   |   |   | 491500   |   |   |
| SANJAY C. AGRAWAL  | AAVPA3448B | 0    | 2500000  |   |   |          |       |   |          | 2500000  | 8.54  | 0 |   | 2500000  |   |   |   | 2500000  |   |   |
| SURESH KISHANCHAND MOTIANI                               | ABAPM1797R | 0    | 444000   |   |   |          |       |   |          | 444000   | 1.52  | 0 |   | 444000   |   |   |   | 444000   |   |   |
| b NBFCs registered with RBI                              |            | 0    | 0        | 0 | 0 | 0        | 0     | 0 | 0        | 0        | 0     | 0 | 0 | 0        | 0 | 0 | 0 | 0        | 0 | 0 |
| c Employee Trusts  |            | 0    | 0        | 0 | 0 | 0        | 0     | 0 | 0        | 0        | 0     | 0 | 0 | 0        | 0 | 0 | 0 | 0        | 0 | 0 |
| d Overseas Depositories (holding DRs) (balancing figure) |            | 0    | 0        | 0 | 0 | 0        | 0     | 0 | 0        | 0        | 0     | 0 | 0 | 0        | 0 | 0 | 0 | 0        | 0 | 0 |
| e Any Other (specify)                                    |            | 675  | 10355880 | 0 | 0 | 10355880 | 35.36 | 0 | 10355880 | 10355880 | 35.36 | 0 | 0 | 10355880 | 0 | 0 | 0 | 10355880 |   |   |
| Body Corporate   | 0          | 183  | 6303341  |   |   | 6303341  | 21.52 |   | 6303341  | 6303341  | 21.52 |   | 0 | 6303341  |   | 0 |   | 6303341  |   |   |
| Clearing member  | 0          | 230  | 3216085  |   |   | 3216085  | 10.98 |   | 3216085  | 3216085  | 10.98 |   | 0 | 3216085  |   | 0 |   | 3216085  |   |   |
| Foreign Nationals  | 0          | 1    | 200      |   |   | 200      | 0     |   | 200      | 200      | 0     |   | 0 | 200      |   | 0 |   | 200      |   |   |
| Hindu Undivided Family                                   | 0          | 200  | 305587   |   |   | 305587   | 1.04  |   | 305587   | 305587   | 1.04  |   | 0 | 305587   |   | 0 |   | 305587   |   |   |
| Non-Resident Indian (NRI)                                | 0          | 61   | 530667   |   |   | 530667   | 1.81  |   | 530667   | 530667   | 1.81  |   | 0 | 530667   |   | 0 |   | 530667   |   |   |
| Sub-Total (B)(3)   |            | 5402 | 19930635 | 0 | 0 | 19930635 | 68.05 | 0 | 19930635 | 19930635 | 68.05 | 0 | 0 | 19930635 | 0 | 0 | 0 | 19930635 |   |   |
| Total Public Shareholding (B)= (B)(1)+(B)(2)+(B)(3)      |            | 5403 | 19945635 | 0 | 0 | 19945635 | 68.1  |   | 19945635 | 19945635 | 68.1  |   | 0 | 19945635 | 0 | 0 | 0 | 19945635 |   |   |
| KAMLESH SEVARAM PANJABI                                  | ABEPP8431D | 0    | 480000   |   |   | 480000   | 1.64  |   | 480000   | 480000   | 1.64  |   | 0 | 480000   |   | 0 |   | 480000   |   |   |
| ANAND RATHI SHARE & STOCK BROKERS LIMITED                | AAACN3405F | 0    | 537320   |   |   | 537320   | 1.83  |   | 537320   | 537320   | 1.83  |   | 0 | 537320   |   | 0 |   | 537320   |   |   |
| JM FINANCIAL SERVICES LIMITED                            | AAACJ5977A | 0    | 479844   |   |   | 479844   | 1.64  |   | 479844   | 479844   | 1.64  |   | 0 | 479844   |   | 0 |   | 479844   |   |   |




|   |            |   |         |  |         |      |         |      |  |      |   |         |
|---|------------|---|---------|--|---------|------|---------|------|--|------|---|---------|
| ANAND RATHI<br>SHARE & STOCK<br>BROKERS LIMITED | AAACN3405F | 0 | 361442  |  | 361442  | 1.23 | 361442  | 1.23 |  | 1.23 | 0 | 361442  |
| SHRIRAM CREDIT<br>COMPANY LIMITED               | AAGCS4497N | 0 | 2000000 |  | 2000000 | 6.83 | 2000000 | 6.83 |  | 6.83 | 0 | 2000000 |
| RAJSHAH<br>ENTERPRISE<br>PRIVATE LIMITED        | AACCR9569C | 0 | 1250000 |  | 1250000 | 4.27 | 1250000 | 4.27 |  | 4.27 | 0 | 1250000 |
| ANAND RATHI<br>GLOBAL FINANCE<br>LIMITED        | AABCR1136N | 0 | 892988  |  | 892988  | 3.05 | 892988  | 3.05 |  | 3.05 | 0 | 892988  |
| SHAREKHAN<br>LIMITED                            | AAECS096H  | 0 | 364612  |  | 364612  | 1.24 | 364612  | 1.24 |  | 1.24 | 0 | 364612  |





**Table IV- Statement showing shareholding pattern of the Non Promoter - Non Public shareholder**

| Category of shareholder  | PAN | Nos. of shareholders | No. of fully paid up equity shares held | No. of Partly paid-up equity shares held | No. of shares underlying Depository Receipts | Total nos. shares held | Shareholding as a % of total no. of shares (calculated as per SCRR, 1957) | Number of Voting Rights held in each class of securities |             |          |                         | Shareholding, as a % assuming full conversion of convertible securities (as a percentage of diluted share capital) | Number of Locked in shares | Number of Shares pledged or otherwise encumbered |                                 | Number of equity shares held in dematerialised form |
|--|-----|----------------------|---|--|--|------------------------|---|--|-------------|----------|-------------------------|--|----------------------------|--|---------------------------------|---|
|  |     |                      |   |  |  |                        |   | No of Voting Rights                                      |             |          | Total as a % of (A+B+C) |  |                            | No. (a)  | As a % of total Shares held (b) |   |
|  |     |                      |   |  |  |                        |   | Class eg: X  | Class eg: Y | Total    |                         |  |                            |  |                                 |   |
| 1 Custodian/DR Holder  |     | 0                    | 0                                       | 0  | 0  | 0                      | 0   | 0  | 0           | 0        | 0                       | 0  | 0                          | 0  | 0                               | 0   |
| 2 Employee Benefit Trust (under SEBI (Share based Employee Benefit) Regulations, 2014) |     | 0                    | 0                                       | 0  | 0  | 0                      | 0   | 0  | 0           | 0        | 0                       | 0  | 0                          | 0  | 0                               | 0   |
| <b>Total Non-Promoter- Non Public Shareholding (C) = (C)(1)+(C)(2)</b>                 |     | <b>0</b>             | <b>0</b>                                | <b>0</b>                                 | <b>0</b>                                     | <b>0</b>               | <b>0</b>  | <b>0</b>   | <b>0</b>    | <b>0</b> | <b>0</b>                | <b>0</b>   | <b>0</b>                   | <b>0</b>   | <b>0</b>                        | <b>0</b>  |



**Table II - Unclaim Details**

|  |
|--|
| Details of Shares which remain unclaimed may be given here along with details such as number of shareholders, outstanding shares held in demat/unclaimed suspense account, voting rights which are frozen etc. |
| <b>No. of shareholders</b>   |
| <b>No of share held</b>  |

**Table III - Unclaim Details**

|  |
|--|
| Details of Shares which remain unclaimed may be given here along with details such as number of shareholders, outstanding shares held in demat/unclaimed suspense account, voting rights which are frozen etc. |
| <b>No. of shareholders</b>   |
| <b>No of share held</b>  |

**Table III - Person in Concert**

|   |                     |                  |
|---|---------------------|------------------|
| Details of the shareholders acting as persons in Concert including their Shareholding |                     |                  |
| <b>Name of shareholder</b>  | <b>Name of PAC</b>  | <b>Holding %</b> |
|   | <b>No. of share</b> |                  |

